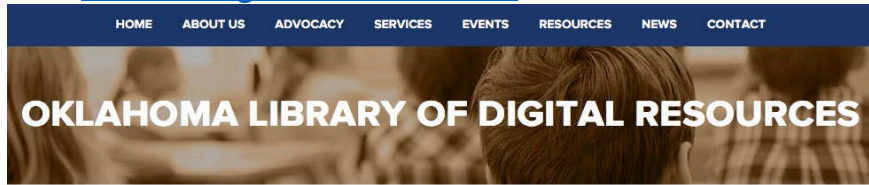



How to Access the Courses in the Oklahoma Library of Digital Resources (OKLDR)

1. Go to www.okdigitalresources.com



2. Scroll down and you'll see this:

ENGLISH LANGUAGE ARTS



- | | |
|---|--|
| Kindergarten-1st Grade iTunes Web | 7th Grade iTunes Web |
| 2nd Grade iTunes Web | 8th Grade iTunes Web |
| 3rd Grade iTunes Web | English I iTunes Web |
| 4th Grade iTunes Web | English II iTunes Web |
| 5th Grade iTunes Web | English III iTunes Web |
| 6th Grade iTunes Web | English IV iTunes Web |

MATHEMATICS



- | | |
|---|--|
| Pre-K iTunes Web | 6th Grade iTunes Web |
| Kindergarten iTunes Web | 7th Grade iTunes Web |
| 1st Grade iTunes Web | Pre-Algebra iTunes Web |
| 2nd Grade iTunes Web | Algebra iTunes Web |
| 3rd Grade iTunes Web | Algebra 2 iTunes Web |
| 4th Grade iTunes Web | Geometry iTunes Web |
| 5th Grade iTunes Web | Trigonometry/Pre-Calculus iTunes Web |

SCIENCE



- | | |
|---|--|
| Kindergarten iTunes Web | 7th Grade iTunes Web |
| 1st Grade iTunes Web | 8th Grade iTunes Web |
| 2nd Grade iTunes Web | Biology iTunes Web |
| 3rd Grade iTunes Web | Chemistry iTunes Web |
| 4th Grade iTunes Web | Physical Science iTunes Web |
| 5th Grade iTunes Web | Environmental Science iTunes Web |
| 6th Grade iTunes Web | Physics iTunes Web |

SOCIAL STUDIES



- | | |
|---|---|
| Pre-K to K iTunes Web | 7th Grade iTunes Web |
| 1st Grade iTunes Web | 8th Grade iTunes Web |
| 2nd Grade iTunes Web | US History iTunes Web |
| 3rd Grade iTunes Web | Oklahoma History iTunes Web |

3. Scroll down to the core subject you teach. You will see two “live” links beside each specific course: iTunes and Web.



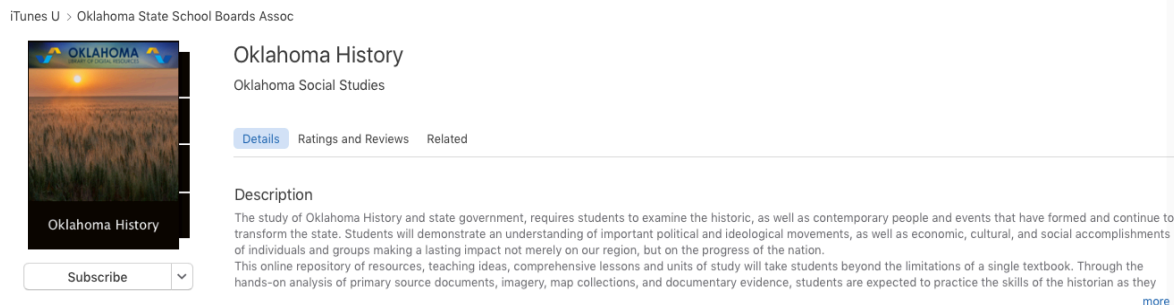
SOCIAL STUDIES



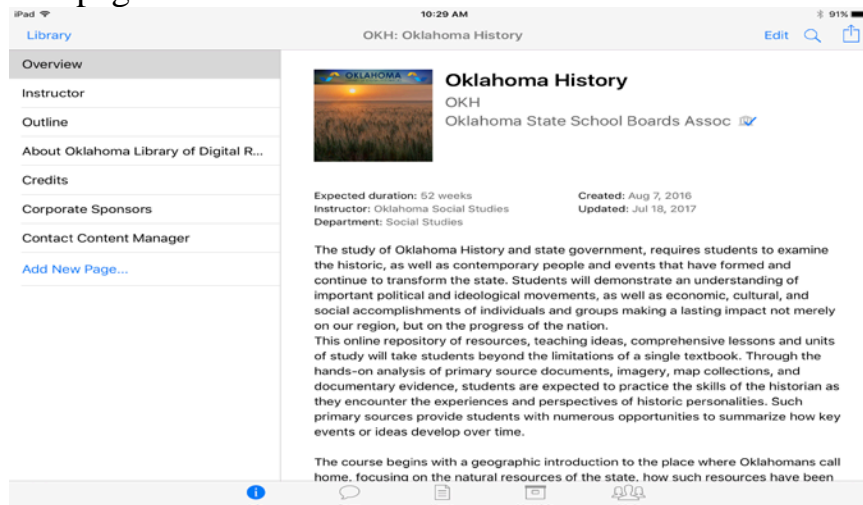
Pre-K to K iTunes | Web
 1st Grade iTunes | Web
 2nd Grade iTunes | Web
 3rd Grade iTunes | Web
 4th Grade iTunes | Web
 5th Grade iTunes | Web
 6th Grade iTunes | Web

7th Grade iTunes | Web
 8th Grade iTunes | Web
 US History iTunes | Web
 Oklahoma History iTunes | Web
 Personal Finance iTunes | Web
 Government iTunes | Web
 World History iTunes | Web

If you are using an iPad or iPhone, click on “iTunes”. For all other devices click on “Web”. It will then say, “View in iTunes”. When you click on the link, you will then see this:



4. Click “Subscribe” and then “Get Course”. It will then drop the course into your “My Courses” bookshelf in iTunesU! Now you are ready to access the digital content resources for your course. Click on the course and it will open to the overview page.



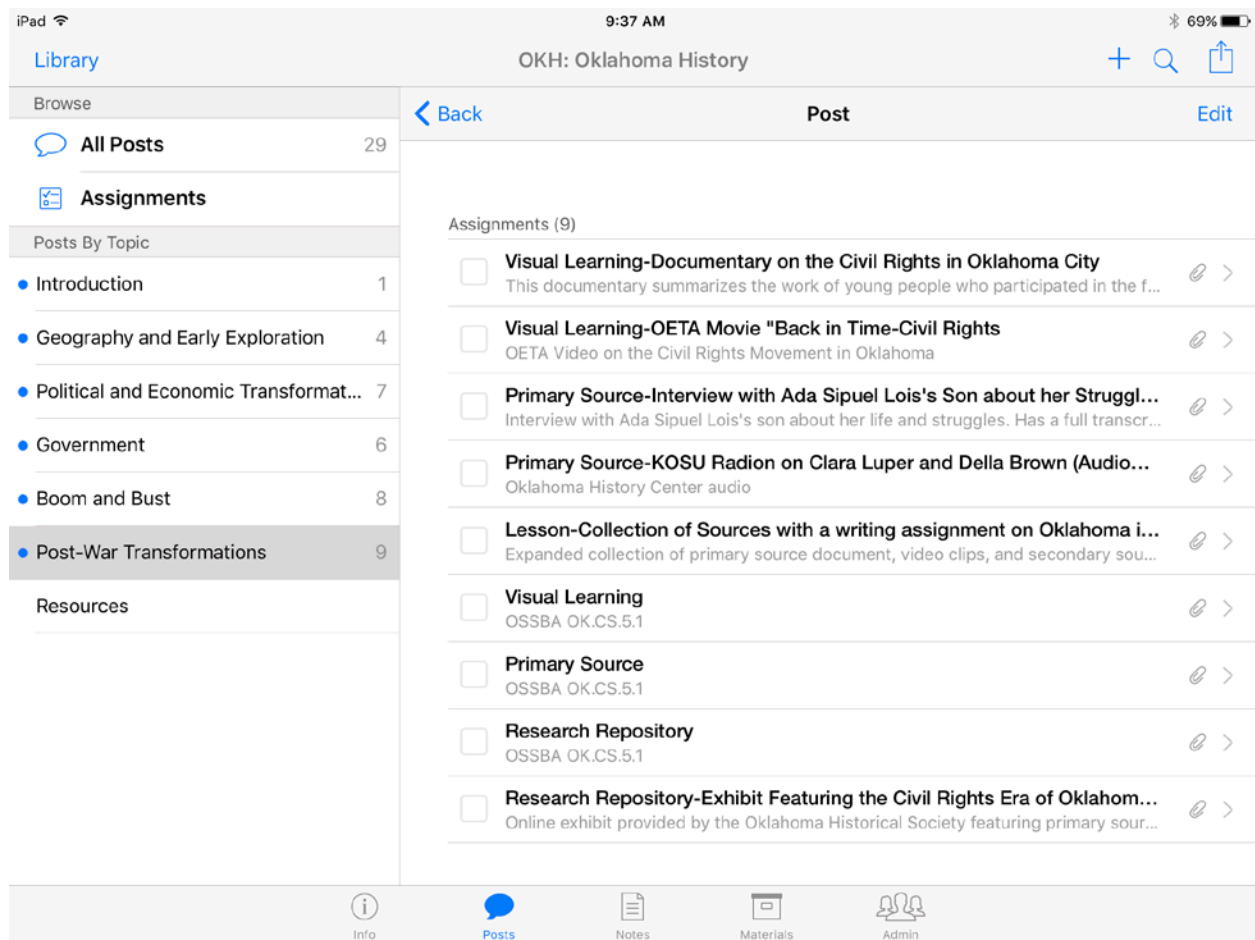
5. The “overview” page shows you information about the course, “outline” lists the major concepts (from OAS), “credits” honors the teachers who curated the resources, and “contact content manager” is for your use if you see a link that doesn’t work or you have a resource you would like added to the course.

6. Now click the “Posts” button on the bottom of the page. Click a topic on the left.

The screenshot shows an iPad interface for the 'OKH: Oklahoma History' app. At the top, it displays 'iPad', '9:31 AM', and '70%' battery. The app title 'OKH: Oklahoma History' is centered, with 'Library' on the left and 'Edit + 🔍 📄' on the right. The main content is divided into two columns. The left column, titled 'Browse', lists various categories: 'All Posts' (29), 'Assignments', 'Posts By Topic' (with sub-items: Introduction (1), Geography and Early Exploration (4), Political and Economic Transformat... (7), Government (6), Boom and Bust (8), Post-War Transformations (9)), and 'Resources'. The right column, titled 'Post-War Transformations', displays three post cards. Each card has a title, a timestamp 'Aug 7, 2016, 12:55 AM', a main heading, a sub-heading, a description, and a '9 Assignments' or '6 Assignments' indicator. The bottom navigation bar includes icons for 'Info', 'Posts' (highlighted in blue), 'Notes', 'Materials', and 'Admin'.

Category	Count
All Posts	29
Assignments	-
Posts By Topic	-
Introduction	1
Geography and Early Exploration	4
Political and Economic Transformat...	7
Government	6
Boom and Bust	8
Post-War Transformations	9
Resources	-

7. Clicking on “Post-War Transformations” on the left, pulls up the standards for the topic on the right. Look at “Post-War Civil Rights” on the right. You see the standard 5.1.1 and then “9 assignments”. The assignments are the digital resources so click on it.



For this one standard, 5.1.1, you have nine digital content resources from which to select! You might use one resource with all of your students, then use another one in small groups, etc. You decide!

8. At the bottom, click on the button “Materials”. Looking at the left column, you now see the types of resources contained in the OK History course. There are 407! Notice the resources are audio clips, videos, eBooks, documents, applications, and web links.

9. You are now ready to use the digital content resources. Remember to let the content manager know (contact info is on the “contact content manager” tab, if you see a link that is no longer working, or you have a resource you would like added to the course. Also, once you download the course to your device, as updates are made to the course your device will update.

10. Have fun! If you have additional questions, contact Dr. Ann Caine, OSSBA: annc@ossba.org.