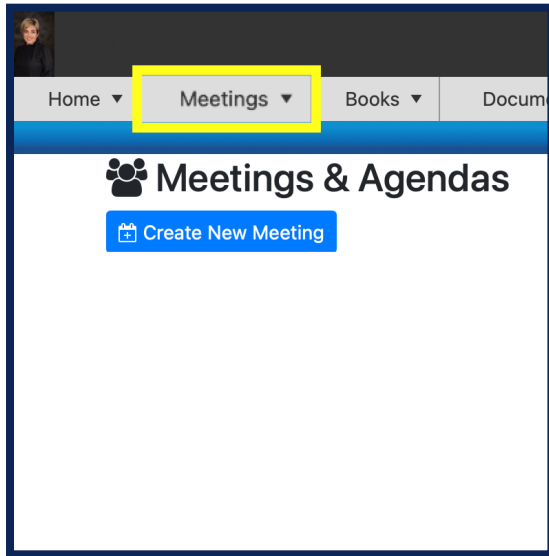
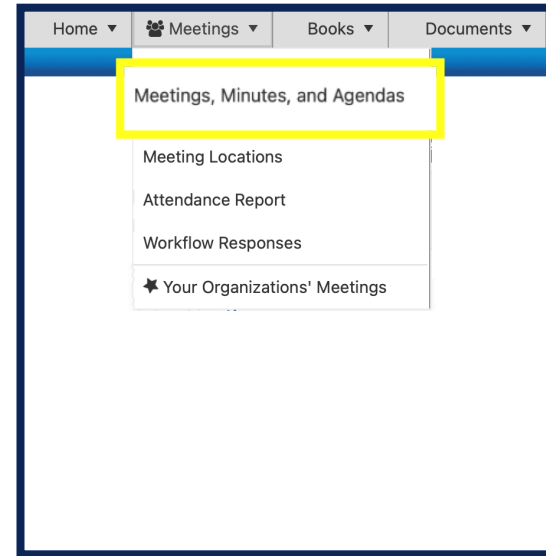


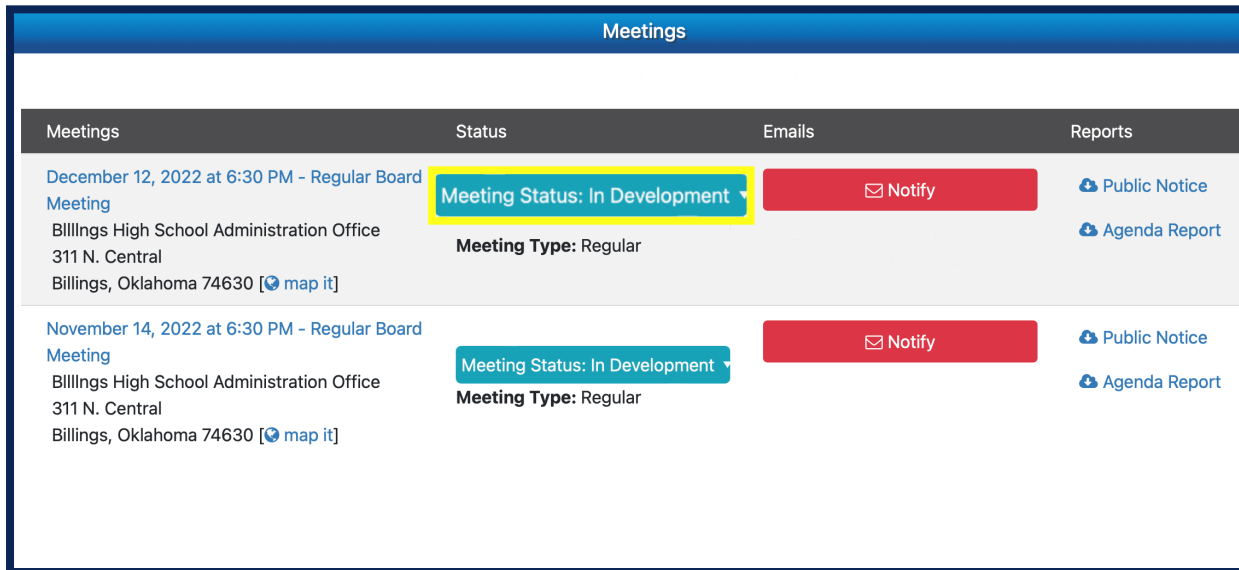
# Publish Meeting Agenda



1  
Click **Meetings** on the Assemble Meeting Toolbar.



2  
Click the option **Meetings, Minutes and Agendas**.



3  
Find the Meeting Status and click **Meeting Status In Development**.

# Publish Meeting Agenda

Meetings			
Meetings	Status	Emails	Reports
December 12, 2022 at 6:30 PM - Regular Board Meeting Billings High School Administration Office 311 N. Central Billings, Oklahoma 74630 [map it]	Meeting Status: In Development Move Meeting into Review Delete	Notify	Public Notice Agenda Report
November 14, 2022 at 6:30 PM - Regular Board Meeting Billings High School Administration Office 311 N. Central Billings, Oklahoma 74630 [map it]	Archive Meeting Cancel Meeting	Notify	Public Notice Agenda Report

4

Click **Move Meeting Into Review**.

Meetings			
Meetings	Status	Emails	Reports
December 12, 2022 at 6:30 PM - Regular Board Meeting Billings High School Administration Office 311 N. Central Billings, Oklahoma 74630 [map it]	Meeting Status: In Review Publish Meeting Back to Development	Notify	Public Notice Agenda Report
November 14, 2022 at 6:30 PM - Regular Board Meeting Billings High School Administration Office 311 N. Central Billings, Oklahoma 74630 [map it]	Archive Meeting Cancel Meeting	Notify	Public Notice Agenda Report

5

Click **Meeting Status In Review** and click the option **Publish Meeting**.

*If enabled, the Agenda will automatically be viewable on the Public Page when the meeting status*